

August 2019

Unaudited Financial Statements

August 2019 Financial Dashboard

Total Assets

Asset Category	Asset Value
Current Assets	\$37,264,774
Receivables	\$161,779
Fixed Assets	\$33,055,719
Total assets	\$70,482,272

Total Liabilities & Fund Balances

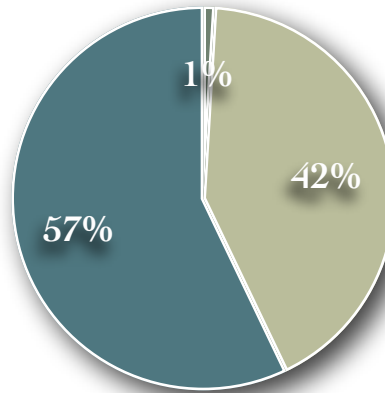
Category	Value
Liabilities	\$625,563
Fund Balances	\$69,856,709
Total liabilities and fund balances	\$70,482,272

Total Revenue & Expenses

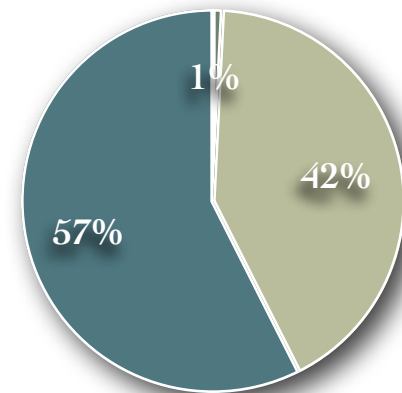
Category	August	YTD	2019B	2018A
Total Revenue	\$102,810	\$4,395,210	\$3,614,758	\$1,386,696
Total Expenses	\$153,862	\$1,834,564	\$3,395,412	\$3,184,015
Change in fund balance	-\$51,053	\$2,560,647	\$219,346	-\$1,797,319

Conservancy Endowment Funds Asset Allocations

Endowment
Total: \$23,394,632



Supplemental Endowment
Total: \$3,730,568

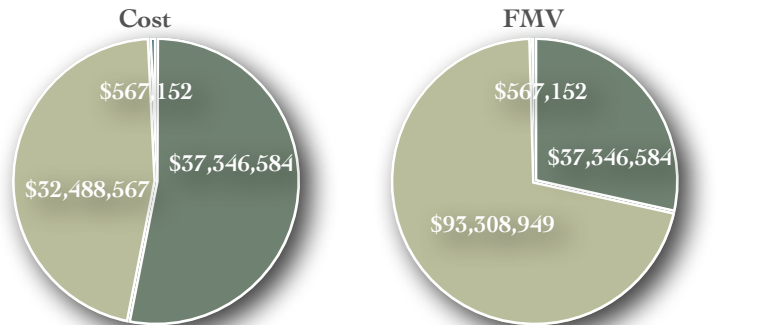


● Cash ● Fixed Income ● Equities

The strategic asset allocations for the endowment accounts are: 0-20% Cash, 30-60% Fixed Income, and 35-60% Equities or Growth.



Assets Overview Cost vs. Fair Market Value



- Cash & Investments
- Fixed assets - habitat, bldgs, machinery
- Fixed assets - real property

* Excluding SAFCA Funds.

** 2016 YTD figures.

The Natomas Basin Conservancy
Statement of Net Assets
Unaudited YTD - August 31, 2019

	NBHCP Funds					Non-HCP Funds	Total
	Administration	Restoration & Enhancement	Land Acquisition	Endowment	Supplemental Endowment	SAFCA NLIP	
ASSETS							
<i>Current Assets:</i>							
Cash	651,833	-	-	-	-	323,211	975,044
Investments	1,721,422	2,081,729	4,445,210	23,394,632	3,730,568	916,168	36,289,730
Subtotal Cash	2,373,255	2,081,729	4,445,210	23,394,632	3,730,568	1,239,379	37,264,774
<i>Receivables:</i>							
Accounts Receivable ¹	9,199	3,090	528	-	-	35,758	48,574
Due from other funds	78,643	-	-	-	-	-	78,643
Prepaid Items	34,562	-	-	-	-	-	34,562
Subtotal Receivables	122,404	3,090	528	-	-	35,758	161,779
<i>Fixed Assets:</i>							
Land	-	-	32,488,297	-	-	-	32,488,297
Land Improvements - Habitat & Bldgs, Net	74,332	-	460,711	-	-	-	535,043
Office Equipment & Machinery, Net	32,378	-	-	-	-	-	32,378
Subtotal Fixed Assets	106,710	-	32,949,008	-	-	-	33,055,719
Total Cash and Assets	2,602,369	2,084,819	37,394,747	23,394,632	3,730,568	1,275,137	70,482,272
LIABILITIES & FUND BALANCES							
<i>Liabilities ²</i>							
Accounts Payable	120,827	-	-	21,997	3,508	582	146,913
Conditional Deposits	500	-	-	-	-	-	500
Accrued Vacation / Benefits	66,044	-	-	-	-	-	66,044
Deferred Revenue	-	-	-	-	-	333,463	333,463
Due to other funds	-	-	-	-	-	78,643	78,643
Subtotal Liabilities	187,371	-	-	21,997	3,508	412,687	625,563
<i>Equity:</i>							
Investment in General Fixed Assets	106,710	-	32,949,008	-	-	-	33,055,719
Fund Balances:	-	-	-	-	-	-	-
Reserved for Endowment - Permanent	-	-	-	10,642,714	-	-	10,642,714
Reserved for Endowment - Temporary	-	-	-	12,729,922	-	-	12,729,922
Designated ³	1,448,246	-	2,308,080	-	-	862,449	4,618,776
Undesignated	860,042	2,084,819	2,137,658	-	3,727,060	-	8,809,579
Subtotal Fund Balances	2,414,999	2,084,819	37,394,747	23,372,636	3,727,060	862,449	69,856,709
Total Liabilities & Fund Balances	2,602,369	2,084,819	37,394,747	23,394,632	3,730,568	1,275,137	70,482,272

**The Natomas Basin Conservancy
Statement of Activities
Unaudited YTD - August 31, 2019**

	NBHCP Funds					Non-HCP Funds	YTD Total	YTD Budget	% Variance	2018 Budget
	Administration	Restoration & Enhancement	Land Acquisition	Endowment	Supplemental Endowment	SAFCA NLIP				
REVENUES										
Mitigation Fees										
City of Sacramento	5,564	627	5,736	3,342	233	-	15,502	129,882	-88%	194,823
County of Sutter	-	-	-	-	-	-	-	-	0%	-
Metro Air Park	-	-	-	-	-	-	-	865,881	-100%	1,298,821
Other	-	-	-	-	-	-	-	33,333	-100%	50,000
Rent Revenue	784,466	-	-	-	-	-	784,466	440,833	78%	661,250
Investment Income - Realized	25,705	14,743	63,848	264,642	42,094	6,867	417,899	593,333	-30%	890,000
Investment Income - Unrealized	30,192	24,460	42,988	2,462,296	393,831	12,268	2,966,035	-	0%	-
Other / Reimbursement	79,851	-	-	-	-	-	211,310	346,576	-39%	519,864
Total Revenue	925,778	39,830	112,572	2,730,280	436,158	150,594	4,395,212	2,409,838	82%	3,614,758
EXPENDITURES - PROGRAM										
Property Tax	98,755	-	-	-	-	-	98,755	133,648	26%	200,472
Water District & Drainage	202,585	-	-	-	-	-	202,585	309,977	35%	464,966
Property Maintenance	138,091	-	-	-	-	-	138,091	251,720	45%	377,580
Electricity	25,246	-	-	-	-	-	25,246	21,333	-18%	32,000
Biological Monitoring	202,243	-	-	-	-	-	202,243	221,964	9%	332,946
Land Management	216,165	-	-	-	-	-	216,165	205,333	-5%	308,000
Contract Work	54,852	-	-	-	-	-	54,852	208,142	74%	312,213
Subtotal Program	937,937	-	-	-	-	-	937,937	1,352,117		2,028,177
EXPENDITURES - ADMINISTRATION										
Staff & Staff Expenses	394,611	-	-	-	-	24,795	419,406	400,733	-5%	601,100
Board Expense	3,400	-	-	-	-	-	3,400	5,000	32%	7,500
Office Lease	48,557	-	-	-	-	-	48,557	48,067	-1%	72,100
Telecommunications	16,506	-	-	-	-	-	16,506	20,000	17%	30,000
Office Supplies	19,478	-	-	-	-	-	19,478	28,000	30%	42,000
Office Equipment	17,114	-	-	-	-	-	17,114	16,667	-3%	25,000
Vehicle Expense	13,246	-	-	-	-	-	13,246	16,800	21%	25,200
Insurance	34,832	-	-	-	-	-	34,832	39,140	11%	58,710
Accounting	36,084	-	-	-	-	-	36,084	28,000	-29%	42,000
Legal	58,839	-	-	-	-	-	58,839	83,333	29%	125,000
Fees and Taxes	22,094	-	-	43,054	6,866	1,814	73,828	87,038	15%	130,556
SAFCA expenses	-	-	-	-	-	155,337	155,337	138,713	-12%	208,069
Subtotal Program	664,761	-	-	43,054	6,866	181,946	896,627	911,491		1,367,235
Total Expenditures	1,602,698	-	-	43,054	6,866	181,946	1,834,564	2,263,608	23%	3,395,412
Excess (deficiency) of revenues over (under) expenditures	(676,920)	39,830	112,572	2,687,226	429,292	(31,352)	2,560,648	146,230		219,346
Fund Balances, beginning of period	3,091,918	2,044,989	37,282,175	20,685,410	3,297,768	893,802	67,296,062			
Fund Balances, end of period	2,414,998	2,084,819	37,394,747	23,372,636	3,727,060	862,450	69,856,710			

Footnotes to August 31, 2019 Unaudited Financial Statements:

1 – **Accounts Receivable** – The funds listed in Accounts Receivable are comprised of:

<u>Accounts Receivable</u>	
Accounts Receivable	31,241
City of Sacramento - Pool A	1,395
Wells Fargo - Investment Management Account	11,421
Wells Fargo - SAFCA NLIP	4,517
Total	48,574

2 – **Liabilities** – As the managed marsh construction component follows and lags acquisition, approximately 3.8% of the 25% managed marsh target remains in process and is not yet completed. Accordingly, the Conservancy will need to construct managed marsh on approximately 162 acres. At an average cost of \$9,000 per acre of managed marsh construction costs, this results in an on-going managed marsh R&E obligation of approximately \$1,461,224.

UPDATE: Approximately 90 acres of Frazer South and 90 acres of Bianchi West are planned for managed marsh construction in 2021.

3 – **Designated - NBHCP Funds** – The funds in this category may be derived from HCP fees. Board designation is required for use of HCP Designated funds. Source of funding is as follows:

<u>Designated - NBHCP Funds</u>	
GGS	194,809
Supplemental-HCP Donations	14,231
Supplemental-HCP Elderberry Mitigation	69,506
Tree/Shrub Mitigation	53,195
Fixed Assets Reserve	1,116,506
Total	1,448,247

Designated - Non-HCP Funds – The funds in this category are not derived from HCP fees or NBHCP/MAPHCP related sources. Board designation is required for use of non-HCP funds. Source of funding is as follows:

<u>Designated - Non-HCP Funds</u>	
SAFCA NLIP	862,449
Supplemental Mitigation (Land Acquisition)	
SAFCA Settlement - Huffman West	810,110
SAFCA Settlement - Atkinson	229,810
SAFCA Settlement - Natomas Farms	1,268,160
Total	3,170,529

The Natomas Basin Conservancy
NBHCP 2018 Cash Flow Projections

OPERATING INCOME	Actual Jan	Actual Feb	Actual Mar	Actual Apr	Actual May	Actual Jun	Actual Jul	Actual Aug	Budgeted Sep	Budgeted Oct	Budgeted Nov	Budgeted Dec	Total	Budget Total
Admin - Mitigation fees	-	-	-	-	-	5,564	-	-	-	-	-	-	5,564	611,952
Admin - Rent revenue	(220)	530	-	3,190	4,235	260	675,184	101,287	54,167	54,167	54,167	54,167	1,001,133	650,000
Admin - Investment income	2,004	4,729	3,375	12,359	4,645	(6,564)	2,571	2,541	2,500	2,500	2,500	2,500	35,660	30,000
Admin - Marketable Securities	7,174	500	5,312	3,385	438	11,816	(34)	1,552	-	-	-	-	30,144	-
Admin - Other & Misc.	-	9	678	78,642	5	517	-	-	17,048	17,048	17,048	17,048	148,044	204,578
R&E and Land Acq - Mitigation fees	-	-	-	-	-	6,363	-	-	-	-	-	-	6,363	162,306
R&E and Land Acq - Inv Income	23,178	14,729	23,418	4,208	24,046	22,799	8,955	1,795	5,000	5,000	5,000	5,000	143,128	60,000
Total	32,136	20,497	32,783	101,783	33,370	40,754	686,676	107,176	78,715	78,715	78,715	78,715	1,370,035	1,718,836

USES OF CASH

Administration	76,703	98,061	115,086	81,664	80,568	113,611	78,792	68,283	86,354	86,354	86,354	86,354	1,058,184	1,036,249
Program	47,503	75,557	228,619	213,742	80,860	92,368	119,782	79,504	169,015	169,015	169,015	169,015	1,613,994	2,028,177
SSMP's	-	-	-	-	-	-	-	-	-	-	-	-	-	25,000
R&E	-	-	-	-	-	-	-	-	-	-	-	-	-	-
Land Acquisition Costs	-	-	-	-	-	-	-	-	-	-	-	-	-	-
Total	124,207	173,618	343,705	295,406	161,428	205,979	198,573	147,787	255,369	255,369	255,369	255,369	2,672,178	3,089,426
Excess (deficiency) of revenue over	(92,071)	(153,120)	(310,922)	(193,622)	(128,058)	(165,225)	488,103	(40,611)	(176,654)	(176,654)	(176,654)	(176,654)	(1,302,143)	(1,370,590)

Budget-to-actual cash balances

Beginning cash balance (Operating)	9,470,527	9,378,456	9,225,335	8,914,414	8,720,791	8,592,733	8,427,508	8,915,611	8,875,000	8,698,346	8,521,692	8,345,038		
Ending cash balance (Operating)	9,378,456	9,225,335	8,914,414	8,720,791	8,592,733	8,427,508	8,915,611	8,875,000	8,698,346	8,521,692	8,345,038	8,168,384		

RESTRICTED INCOME *

	Actual Jan	Actual Feb	Actual Mar	Actual Apr	Actual May	Actual Jun	Actual Jul	Actual Aug	Budgeted Sep	Budgeted Oct	Budgeted Nov	Actual Dec	Total	Budget Total
Endowment - Mitigation Fees	-	-	-	-	-	3,575	-	-	-	-	-	-	3,575	344,034
Endowment - Investment Income	30,466	28,848	57,195	31,581	35,137	58,975	31,420	33,114	65,000	65,000	65,000	65,000	566,735	780,000
Endowment - Marketable Securities	1,321,530	448,807	277,899	602,888	(829,144)	1,038,208	190,918	(194,980)	-	-	-	-	2,856,127	-
Endowment - Investment Mgmt Fees	-	-	-	-	-	-	-	-	-	-	-	-	-	97,916
Total	1,351,997	477,655	335,094	634,469	(794,008)	1,100,758	222,338	(161,866)	65,000	65,000	65,000	65,000	3,426,457	1,026,118

Budget-to-actual cash balances

Beginning cash balance (Restricted)	24,005,983	25,357,980	25,835,635	26,170,729	26,805,198	26,011,191	27,111,949	27,334,287	27,172,420	27,237,420	27,302,420	27,367,420		
Ending cash balance (Restricted)	25,357,980	25,835,635	26,170,729	26,805,198	26,011,191	27,111,949	27,334,287	27,172,420	27,237,420	27,302,420	27,367,420	27,432,420		

Restoration & Enhancement	Acres	Total
Est. funds necessary to balance 25/25/50 - at \$8,750/acre		
Acres planned but not yet constructed	190	\$ 1,662,500

	2019 mitigation		
	Acres	Full fee	Non-Acq fee
City of Sac.	6.00	194,652	-
MAP	40.00	873,640	-
			Total (\$)
	46	1,068,292	1,068,292

Big events & issues-revenue
1. NBHCP fees received between May-Sep.
2. Farm rent is received in August.

Big events & issues-expense

Surprise potential
1. Legal expense

These Cash Flow Projections include only NBHCP funds (excludes SAFCA NLIP project funds).
* Restricted income includes the Endowment Fund and the Supplemental Endowment Fund.

The Natomas Basin Conservancy

Register: 1001 · TNBC Checking

From 07/01/2019 through 07/31/2019

Sorted by: Date, Type, Number/Ref

Date	Number	Payee	Account	Memo	Payment	C	Deposit	Balance
07/01/2019			1003 · Cash & Inv - W...	Funds Transfer		X	100,000.00	107,578.07
07/02/2019			4154 · Rent - Barns, pa...	Deposit		X	250.00	107,828.07
07/02/2019	11274	Wells Fargo Advisors	2100.1 · A/P - Admin	Acct # xxxxxxxx	2,437.12	X		105,390.95
07/02/2019	11275	Ameriprise Financial ...	2100.1 · A/P - Admin	Acct # xxxxxxxx	1,026.56	X		104,364.39
07/02/2019	11276	Fidelity Investments	2100.1 · A/P - Admin	Acct # xxxxxxxx	663.00	X		103,701.39
07/02/2019	11277	Fidelity Investments	2100.1 · A/P - Admin	Acct # xxxxxxxx	365.03	X		103,336.36
07/02/2019	11278	Optum Bank	2100.1 · A/P - Admin	Jul 19 - HSA C...	870.00	X		102,466.36
07/02/2019	11279	American River Fence	2100.1 · A/P - Admin	Inv # 652019A	6,080.00	X		96,386.36
07/02/2019	11280	American River Fence	2100.1 · A/P - Admin	Inv # 6262019B	4,950.00	X		91,436.36
07/02/2019	11281	Reclamation District ...	2100.1 · A/P - Admin	2Q19 Security	4,500.00	X		86,936.36
07/02/2019	11282	Anthony J. Van Ruiten	2100.1 · A/P - Admin	VOID: 2Q19 B...		X		86,936.36
07/02/2019	11283	Chandra S. Chilmakuri	2100.1 · A/P - Admin	2Q19 Board At...	300.00	X		86,636.36
07/02/2019	11284	David B. Christophel	2100.1 · A/P - Admin	2Q19 Board At...	200.00	X		86,436.36
07/02/2019	11285	Glenn Michael Johns...	2100.1 · A/P - Admin	2Q19 Board At...	200.00	X		86,236.36
07/02/2019	11286	Jeffrey Norton	2100.1 · A/P - Admin	2Q19 Board At...	200.00	X		86,036.36
07/02/2019	11287	Jill Anita Hollier Leal	2100.1 · A/P - Admin	2Q19 Board At...	100.00	X		85,936.36
07/02/2019	11288	John F. Shirey	2100.1 · A/P - Admin	2Q19 Board At...	200.00	X		85,736.36
07/02/2019	11289	Michael Kevin McRae	2100.1 · A/P - Admin	2Q19 Board At...	200.00	X		85,536.36
07/02/2019	11290	Steven M. Cohn	2100.1 · A/P - Admin	2Q19 Board At...	300.00	X		85,236.36
07/09/2019	11292	Anthem EAP	2100.1 · A/P - Admin	Inv # 77630	177.60	X		85,058.76
07/09/2019	11293	Berkshire Hathaway ...	2100.1 · A/P - Admin	Policy # NAW...	425.00	X		84,633.76
07/09/2019	11294	Best Best & Krieger	2100.1 · A/P - Admin		8,707.40	X		75,926.36
07/09/2019	11295	Consolidated Comm...	2100.1 · A/P - Admin	Acct # xxxxxxxx	332.48	X		75,593.88
07/09/2019	11296	Ennis Energy Services	2100.1 · A/P - Admin	Inv # 664	510.00	X		75,083.88
07/09/2019	11297	Konica Minolta	2100.1 · A/P - Admin	Inv # 259721211	109.38	X		74,974.50
07/09/2019	11298	Lake WebWorks	2100.1 · A/P - Admin	Inv # 2015018	650.00	X		74,324.50
07/09/2019	11299	Marketing by Design	2100.1 · A/P - Admin		3,362.26	X		70,962.24
07/09/2019	11300	Milton Construction ...	2100.1 · A/P - Admin	Inv # 359	8,175.00	X		62,787.24
07/09/2019	11301	Moss Adams LLP	2100.1 · A/P - Admin		2,233.50	X		60,553.74
07/09/2019	11302	Natomas Mutual Wat...	2100.1 · A/P - Admin		9,140.00	X		51,413.74
07/09/2019	11303	Sacramento County ...	2100.1 · A/P - Admin	Acct # xxxxxxxx	75.02	X		51,338.72
07/09/2019	11304	Simplot Grower Solu...	2100.1 · A/P - Admin		7,025.07	X		44,313.65
07/09/2019	11305	Thornton's Gas Service	2100.1 · A/P - Admin	Inv # 619535	450.24	X		43,863.41
07/09/2019	11306	Verizon Wireless	2100.1 · A/P - Admin	Acct # xxxxxxxx	117.60	X		43,745.81
07/10/2019			1003 · Cash & Inv - W...	Funds Transfer		X	100,000.00	143,745.81
07/11/2019	11307	ICF Jones & Stokes ...	2100.1 · A/P - Admin	Inv # 0139170	31,807.84	X		111,937.97
07/12/2019	11308	Roberts, John R.	-split-	Jul/Aug 19 - E...	1,752.16	X		110,185.81
07/15/2019		Paychex	6306 · Payroll Fees	07/15/19 payro...	94.60	X		110,091.21
07/15/2019	11309	Lor, Jeremy	6422 · Mileage Expense	Jul 19 - Expens...	288.84	X		109,802.37
07/15/2019	Payroll		6301 · Salaries [split]	07/15/19 payroll	13,137.55	X		96,664.82

The Natomas Basin Conservancy

Register: 1001 · TNBC Checking

From 07/01/2019 through 07/31/2019

Sorted by: Date, Type, Number/Ref

Date	Number	Payee	Account	Memo	Payment	C	Deposit	Balance
07/15/2019	Payroll		6301 · Salaries [split]	07/15/19 payroll	6,617.83	X		90,046.99
07/16/2019	11310	T. Rowe Price - Ven...	-split-	Deposit to End...	3,574.96	X		86,472.03
07/17/2019	11311	AT&T Mobility	2100.1 · A/P - Admin	Acct # xxxxxxxx	78.55	X		86,393.48
07/17/2019	11312	iGuys Consulting LLC	2100.1 · A/P - Admin	Inv # IN-02006	434.91	X		85,958.57
07/17/2019	11313	Odell's Pump & Mot...	2100.1 · A/P - Admin	Inv # 20524	3,707.00	X		82,251.57
07/17/2019	11314	PG&E	2100.1 · A/P - Admin		3,449.39	X		78,802.18
07/17/2019	11315	Sacramento County	2100.1 · A/P - Admin	APN 274-0320...	223.08	X		78,579.10
07/17/2019	11316	SMUD	2100.1 · A/P - Admin		177.87	X		78,401.23
07/17/2019	11317	TFO Reva LEI Gate...	2100.1 · A/P - Admin	Acct # xxxxxxxx	6,118.45	X		72,282.78
07/17/2019	11318	Skupic, Jennifer	6402 · Cellular Phones	Jul 19 - Expens...	111.19	X		72,171.59
07/18/2019	11319	Baker Williams Engi...	2100.1 · A/P - Admin	Inv # 24926	1,977.50	X		70,194.09
07/18/2019	11320	Reyna Hernandez	2100.1 · A/P - Admin	Inv # 225	100.00	X		70,094.09
07/18/2019	11321	Economic & Plannin...	2100.1 · A/P - Admin	Inv # 192089-1	2,396.25	X		67,697.84
07/19/2019			4151 · Rent - Rice far...	Deposit		X	57,240.00	124,937.84
07/19/2019	11322	Blue Shield	2100.1 · A/P - Admin	Inv # 1919600...	2,081.06	X		122,856.78
07/30/2019		Moss Adams LLP	2100.1 · A/P - Admin	QuickBooks ge...		X		122,856.78
07/30/2019	11323	City of Sacramento V	2100.1 · A/P - Admin	Inv # YCTYM...	155.00	X		122,701.78
07/30/2019	11324	Echoe Map Publishin...	2100.1 · A/P - Admin	Inv # 29579	41.20	X		122,660.58
07/30/2019	11325	Farm Air Flying Serv...	2100.1 · A/P - Admin	Acct # xxxxxxxx	1,090.00	X		121,570.58
07/30/2019	11326	Moss Adams LLP	2100.1 · A/P - Admin	Inv # 3884416	708.75	X		120,861.83
07/30/2019	11327	Optum Bank	2100.1 · A/P - Admin	Inv # 9510020...	22.50	X		120,839.33
07/30/2019	11328	Simplot Grower Solu...	2100.1 · A/P - Admin	Inv # 778049060	7,370.88	X		113,468.45
07/30/2019	11329	Unum	2100.1 · A/P - Admin	Billing # 01447...	476.41	X		112,992.04
07/30/2019	11330	Verizon Wireless	2100.1 · A/P - Admin	Acct # xxxxxxxx	74.46	X		112,917.58
07/30/2019	11331	Best Best & Krieger	2100.1 · A/P - Admin		12,549.74	X		100,367.84
07/30/2019	11332	Wells Fargo	2100.1 · A/P - Admin	Acct # xxxxxx	32.19	X		100,335.65
07/30/2019	11333	Wells Fargo	2100.1 · A/P - Admin	Acct # xxxxxx	1,774.86	X		98,560.79
07/31/2019			-split-	Deposit		X	617,944.45	716,505.24
07/31/2019		Paychex	6306 · Payroll Fees	07/31/19 payro...	82.60	X		716,422.64
07/31/2019	11334	Burns, Kimberli S.	-split-	Jul 19 - Expens...	129.75	X		716,292.89
07/31/2019	11335	Lor, Jeremy	6422 · Mileage Expense	Jul 19 - Expens...	450.66	X		715,842.23
07/31/2019	Payroll		6301 · Salaries [split]	07/31/19 payroll	12,342.37	X		703,499.86
07/31/2019	Payroll		6301 · Salaries [split]	07/31/19 payroll	7,861.75	X		695,638.11

The Natomas Basin Conservancy

Register: 1020 · SAFCA NLIP - Checking

From 07/01/2019 through 07/31/2019

Sorted by: Date, Type, Number/Ref

Date	Number	Payee	Account	Memo	Payment	C	Deposit	Balance
07/09/2019	2211	ICF Jones & Stokes ...	2120 · Accounts Payab...	Inv # 0139165	690.00	X		243,495.43
07/09/2019	2212	Marketing by Design	2120 · Accounts Payab...	Inv # 5864	1,019.72	X		242,475.71
07/09/2019	2213	Moss Adams LLP	2120 · Accounts Payab...	Inv # 3859548	1,395.00	X		241,080.71
07/09/2019	2214	Natomas Mutual Wat...	2120 · Accounts Payab...	Inv # B-190039	2,856.25	X		238,224.46
07/16/2019	2215	Habitat Restoration S...	2120 · Accounts Payab...	Inv # 10177	18,039.00	X		220,185.46
07/16/2019	2216	SMUD	2120 · Accounts Payab...		560.68	X		219,624.78
07/30/2019	2217	Moss Adams LLP	2120 · Accounts Payab...	Inv # 3884416	393.75	X		219,231.03
07/30/2019	2218	ICF Jones & Stokes ...	2120 · Accounts Payab...	Inv # 0140103	600.00	X		218,631.03

The Natomas Basin Conservancy

Register: 1001 · TNBC Checking

From 08/01/2019 through 08/31/2019

Sorted by: Date, Type, Number/Ref

Date	Number	Payee	Account	Memo	Payment	C	Deposit	Balance
08/01/2019	11336	Wells Fargo Advisors	2100.1 · A/P - Admin	Acct # xxxxxx	2,449.82	X		693,188.29
08/01/2019	11337	Ameriprise Financial ...	2100.1 · A/P - Admin	Acct # xxxxxx	1,026.57	X		692,161.72
08/01/2019	11338	Fidelity Investments	2100.1 · A/P - Admin	Acct # xxxxxx	663.00	X		691,498.72
08/01/2019	11339	Fidelity Investments	2100.1 · A/P - Admin	Acct # xxxxxx	411.38	X		691,087.34
08/01/2019	11340	Optum Bank	2100.1 · A/P - Admin	Aug 19 - HSA ...	870.00	X		690,217.34
08/01/2019	11341	Marketing by Design	2100.1 · A/P - Admin	Inv # 5886	350.00	X		689,867.34
08/01/2019	11342	Simplot Grower Solu...	2100.1 · A/P - Admin	Inv # 778049112	409.45	X		689,457.89
08/01/2019	11343	Valley Truck & Tract...	2100.1 · A/P - Admin	Inv # 91026270	2,237.61	X		687,220.28
08/01/2019	11344	Sopwith Farms	2100.1 · A/P - Admin		112,030.00	X		575,190.28
08/01/2019			1003 · Cash & Inv - W...	Funds Transfer		X	100,000.00	675,190.28
08/02/2019			-split-	Deposit		X	101,287.05	776,477.33
08/07/2019	11345	Berkshire Hathaway ...	2100.1 · A/P - Admin	Policy # NAW...	425.00	X		776,052.33
08/07/2019	11346	Consolidated Comm...	2100.1 · A/P - Admin	Acct # xxxxxx	339.56	X		775,712.77
08/07/2019	11347	Lake WebWorks	2100.1 · A/P - Admin	Inv # 2015028	275.00	X		775,437.77
08/07/2019	11348	Marketing by Design	2100.1 · A/P - Admin	Inv # 5888	1,300.00	X		774,137.77
08/07/2019	11349	Phifer Well Service	2100.1 · A/P - Admin		6,600.00	X		767,537.77
08/07/2019	11350	Thornton's Gas Service	2100.1 · A/P - Admin		853.48	X		766,684.29
08/07/2019	11351	PG&E	2100.1 · A/P - Admin		149.64	X		766,534.65
08/07/2019	11352	Berkshire Hathaway ...	2100.1 · A/P - Admin	Policy # NAW...	36.00	X		766,498.65
08/15/2019		Paychex	6306 · Payroll Fees	08/15/19 payro...	82.60	X		766,416.05
08/15/2019	11353	Lor, Jeremy	6422 · Mileage Expense	Aug 19 - Expe...	373.52	X		766,042.53
08/15/2019	Payroll		6301 · Salaries [split]	08/15/19 payroll	13,240.95	X		752,801.58
08/15/2019	Payroll		6301 · Salaries [split]	08/15/19 payroll	6,513.88	X		746,287.70
08/16/2019	11354	AT&T Mobility	2100.1 · A/P - Admin	Acct # 287257...	80.11	X		746,207.59
08/16/2019	11355	Economic & Plannin...	2100.1 · A/P - Admin	Inv # 192089-2	1,823.75	X		744,383.84
08/16/2019	11356	iGuys Consulting LLC	2100.1 · A/P - Admin	Inv. #IN02032	824.91	X		743,558.93
08/16/2019	11357	Konica Minolta	2100.1 · A/P - Admin	Inv # 260336308	88.37	X		743,470.56
08/16/2019	11358	L/P Insurance Servic...	2100.1 · A/P - Admin	Inv # 410179	1,388.04	X		742,082.52
08/16/2019	11359	Milton Construction ...	2100.1 · A/P - Admin	Inv # 362	4,200.00	X		737,882.52
08/16/2019	11360	Natomas Mutual Wat...	2100.1 · A/P - Admin		9,140.00	X		728,742.52
08/16/2019	11361	PG&E	2100.1 · A/P - Admin		3,699.21	X		725,043.31
08/16/2019	11362	Sacramento County	2100.1 · A/P - Admin	APN 274-0320...	223.08	X		724,820.23
08/16/2019	11363	Simplot Grower Solu...	2100.1 · A/P - Admin	Inv # 778049308	353.93	X		724,466.30
08/16/2019	11364	SMUD	2100.1 · A/P - Admin		276.89	X		724,189.41
08/16/2019	11365	Wells Fargo	2100.1 · A/P - Admin	Acct # xxxxxx	704.25	X		723,485.16
08/21/2019	11366	ARC	2100.1 · A/P - Admin	Inv # 2180760	151.54	X		723,333.62
08/21/2019	11367	Baker Williams Engi...	2100.1 · A/P - Admin	Inv # 25057	480.00	X		722,853.62
08/21/2019	11368	Best Best & Krieger	2100.1 · A/P - Admin		8,844.16	X		714,009.46
08/21/2019	11369	Blue Shield	2100.1 · A/P - Admin	Inv # 1922600...	2,081.06	X		711,928.40
08/21/2019	11370	cSpot Interworks, Inc.	2100.1 · A/P - Admin	Inv # 211	330.00	X		711,598.40

The Natomas Basin Conservancy

Register: 1001 · TNBC Checking

From 08/01/2019 through 08/31/2019

Sorted by: Date, Type, Number/Ref

Date	Number	Payee	Account	Memo	Payment	C	Deposit	Balance
08/21/2019	11371	Federal Express	2100.1 · A/P - Admin	Inv # 6-709-80...	46.12	X		711,552.28
08/21/2019	11372	Odell's Pump & Mot...	2100.1 · A/P - Admin	Inv # 20563	27,442.51	X		684,109.77
08/21/2019	11373	Simplot Grower Solu...	2100.1 · A/P - Admin	Inv # 778049338	493.35	X		683,616.42
08/21/2019	11374	TFO Reva LEI Gate...	2100.1 · A/P - Admin	Sep 19 - Rent	6,118.45	X		677,497.97
08/23/2019	11375	Roberts, John R.	-split-	Sep 19 - Expen...	898.36	X		676,599.61
08/23/2019	11376	Unum	2100.1 · A/P - Admin	Billing # 01447...	546.29	X		676,053.32
08/23/2019	11377	Roberts, John R.	6402 · Cellular Phones	Aug 19 - Expe...	95.26	X		675,958.06
08/23/2019	11378	Skupic, Jennifer	-split-	Aug 19 - Expe...	122.78	X		675,835.28
08/23/2019	11379	American River Fence	2100.1 · A/P - Admin	Inv # 991152	3,780.00	X		672,055.28
08/27/2019	11380	Burns, Kimberli S.	-split-	Aug 19 - Expe...	181.70	X		671,873.58
08/27/2019	11381	Sacramento County ...	2100.1 · A/P - Admin	Acct # xxxxxx	75.02	X		671,798.56
08/27/2019	11382	Wells Fargo	2100.1 · A/P - Admin	Acct # xxxxxx	21.02	X		671,777.54
08/27/2019	11383	Wells Fargo	2100.1 · A/P - Admin	Acct # xxxxxx	470.60	X		671,306.94
08/30/2019	11384	Lor, Jeremy	6422 · Mileage Expense	Aug 19 - Expe...	435.58	X		670,871.36
08/31/2019		Paychex	6306 · Payroll Fees	08/31/19 payro...	82.60	X		670,788.76
08/31/2019	Payroll		6301 · Salaries [split]	08/31/19 payroll	13,543.52	X		657,245.24
08/31/2019	Payroll		6301 · Salaries [split]	08/31/19 payroll	5,882.77	X		651,362.47

The Natomas Basin Conservancy

Register: 1020 · SAFCA NLIP - Checking

From 08/01/2019 through 08/31/2019

Sorted by: Date, Type, Number/Ref

Date	Number	Payee	Account	Memo	Payment	C	Deposit	Balance
08/16/2019	2219	Natomas Mutual Wat...	2120 · Accounts Payab...	Inv # C-190039	2,856.25	X		215,774.78
08/16/2019	2220	SMUD	2120 · Accounts Payab...		572.37	X		215,202.41
08/21/2019	2221	Habitat Restoration S...	2120 · Accounts Payab...		22,956.00	X		192,246.41
08/21/2019	2222	ICF Jones & Stokes ...	2120 · Accounts Payab...	Inv # 0140663	495.00	X		191,751.41
08/30/2019			-split-	Deposit		X	131,459.23	323,210.64